



T30L150FCT



Excellent Schottky Barrier Rectifiers



ITO-220AB

| Features |
|---|
| <ul style="list-style-type: none"> • Low Forward Voltage Drop • Excellent High Temperature Stability • Excellent Barrier Rectifier Technology • Soft, Fast Switching Capability |

| Device P/N | |
|--------------|--------------|
| Part Number | Remark |
| T30L150FCT | General |
| T30L150FCT-H | Halogen Free |

| Primary Characteristics | | |
|-------------------------|------|----|
| I_F | 30 | A |
| V_{RRM} | 150 | V |
| I_{FSM} | 200 | A |
| V_F | 0.83 | V |
| $T_J \text{ max}$ | 150 | °C |

| Ordering Information | | |
|----------------------|-----------|------------------------|
| Part No. | Package | Packing |
| T30L150FCT | ITO-220AB | 50 & 2000 / Tube & Box |

| Mechanical Data |
|--|
| <ul style="list-style-type: none"> • Case: ITO-220AB • Case Material: Molded Plastic, UL Flammability Classification Rating 94V-0 • Terminals: Matte Tin Finish annealed over Copper leadframe. Solderable per MIL-STD-202, Method 208 • Weight: 1.645 grams (approximate) |

| Maximum Ratings (TA=25°C unless otherwise noted) | | | |
|--|-----------------|------------------------|------|
| PARAMETER | SYMBOL | T30L150FCT | UNIT |
| Maximum repetitive peak reverse voltage | V_{RRM} | 150 | V |
| Maximum RMS voltage | V_{RMS} | 105 | V |
| Maximum DC blocking voltage | V_{DC} | 150 | V |
| Maximum average forward rectified current (Total) (Per Leg) | I_F | 30 15 | A |
| Peak forward surge current, 8.3ms single half sine-wave superimposed on rated load | I_{FSM} | 200 | A |
| Maximum Instantaneous Forward Voltage $I_F=3A @ 25^\circ C$ $I_F=15A @ 25^\circ C$ | V_F | 0.60 Typ. 0.83 Max. | V |
| Maximum DC Reverse Current @ TA=25°C at Rated DC Blocking Voltage @ TA=125°C | I_R | 0.2 15 | mA |
| Typical Junction Capacitance(NOTE1) | C_j | 770 | pF |
| Typical Thermal Resistance | $R_{\theta JC}$ | 3 | °C/W |
| Operating Temperature Range | T_J | -55 to +150 | °C |
| Storage Temperature Range | T_{STG} | -55 to +175 | °C |
| Marking Code | | T30L150FCT、30L150FCT | |

NOTES:

1. Measured at 1.0MHZ and applied reverse voltage of 4.0V DC



Rating and Characteristics Curves

FIG. 1-Typical Forward Current Derating Curve

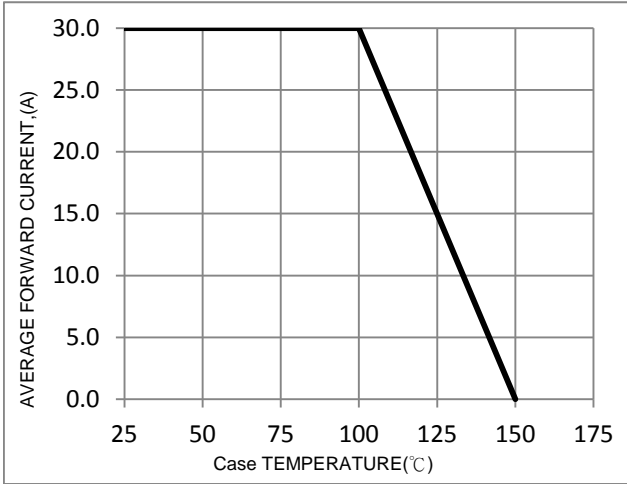


FIG. 2-Typical Forward Characteristics

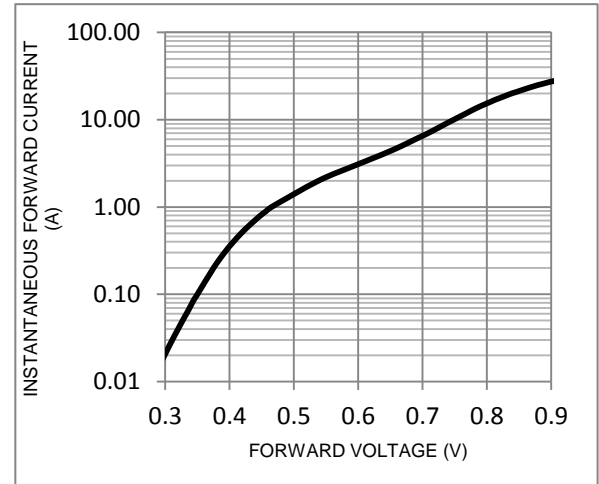


FIG. 3-Maximum Non-Repetitive Forward Surge Current

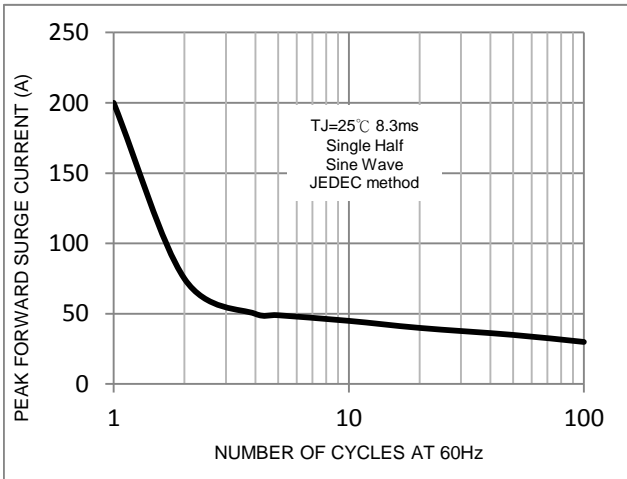


FIG. 4-Typical Reverse Characteristics

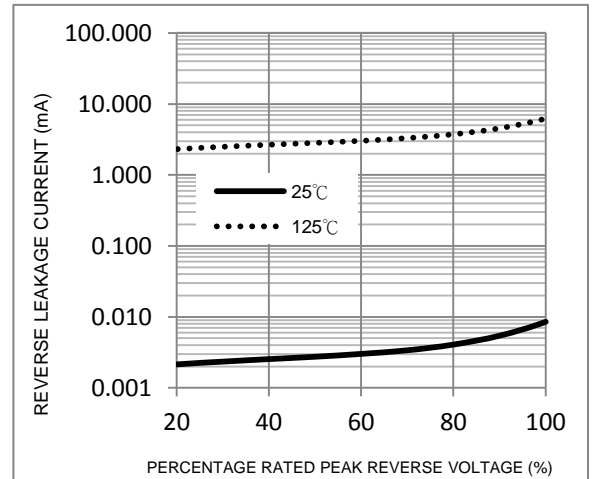
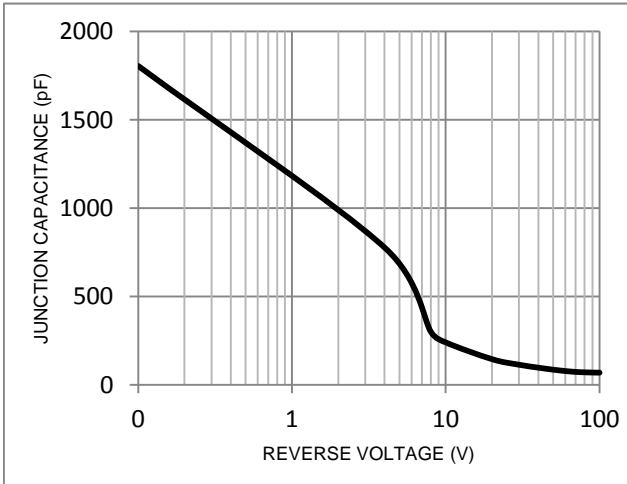
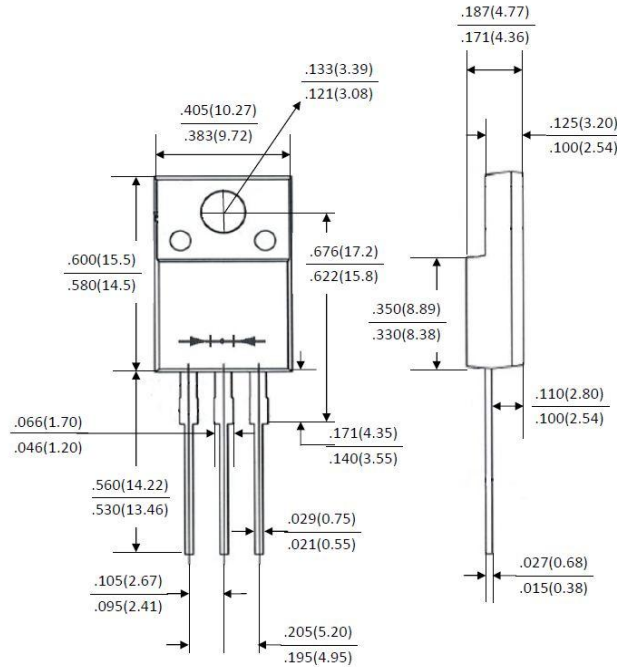


FIG. 5-Typical Junction Capacitance



Package Outline Dimensions



ITO-220AB

Dimensions in inches and (millimeters)

Marking Information

