




T20E100FCT



Excellent Schottky Barrier Rectifiers



ITO-220AB

Primary Characteristics		
I_F	20	A
V_{RRM}	100	V
I_{FSM}	150	A
V_F	Typ. 0.43 ($I_F=2A @ 25^\circ C$)	V
$T_J \text{ max}$	150	$^\circ C$

Features
<ul style="list-style-type: none"> • Low Forward Voltage Drop • Excellent High Temperature Stability • Excellent Barrier Rectifier Technology • Soft, Fast Switching Capability

Mechanical Data
<ul style="list-style-type: none"> • Case: ITO-220AB • Case Material: Molded Plastic, UL Flammability Classification Rating 94V-0 • Terminals: Matte Tin Finish annealed over Copper leadframe. Solderable per MIL-STD-202, Method 208 • Weight: 1.645 grams (approximate)

Ordering Information			
Part No.	Remark	Package	Packing
T20E100FCT	General	ITO-220AB	50 & 2000 / Tube & Box
T20E100FCT-H	Halogen Free		

Maximum Ratings (TA=25°C unless otherwise noted)			
PARAMETER	SYMBOL	T20E100FCT	UNIT
Maximum repetitive peak reverse voltage	V_{RRM}	100	V
Maximum RMS voltage	V_{RMS}	70	V
Maximum DC blocking voltage	V_{DC}	100	V
Maximum average forward rectified current (Total)	I_F	20	A
(Per Leg)		10	
Peak forward surge current, 8.3ms single half sine-wave superimposed on rated load	I_{FSM}	150	A
Maximum Instantaneous Forward Voltage $I_F=2A @ 25^\circ C$ $I_F=10A @ 25^\circ C$	V_F	0.43 Typ. 0.70 Max.	V
Maximum DC Reverse Current @ TA=25°C at Rated DC Blocking Voltage @ TA=125°C	I_R	0.2 20	mA
Typical Junction Capacitance(NOTE1)	C_j	550	pF
Typical Thermal Resistance	$R_{\theta JC}$	3	$^\circ C/W$
Operating Temperature Range	T_J	-55 to +150	$^\circ C$
Storage Temperature Range	T_{STG}	-55 to +175	$^\circ C$
Marking Code		T20E100FCT、20E100FCT	

NOTES:

1. Measured at 1.0MHZ and applied reverse voltage of 4.0V DC



Excellent Schottky Barrier Rectifiers

Rating and Characteristics Curves

FIG. 1-Typical Forward Current Derating Curve

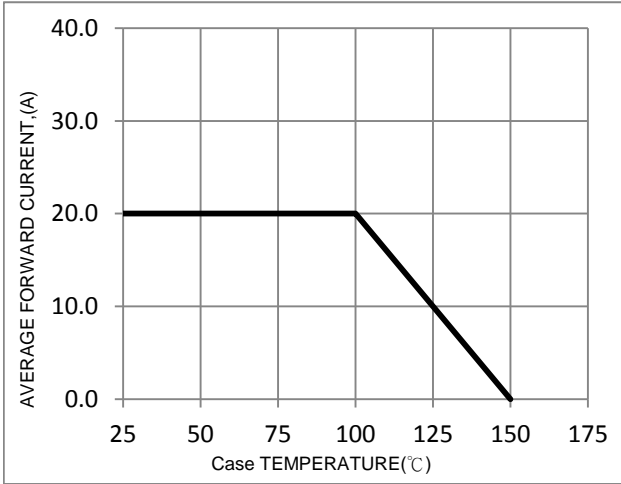


FIG. 2-Typical Forward Characteristics

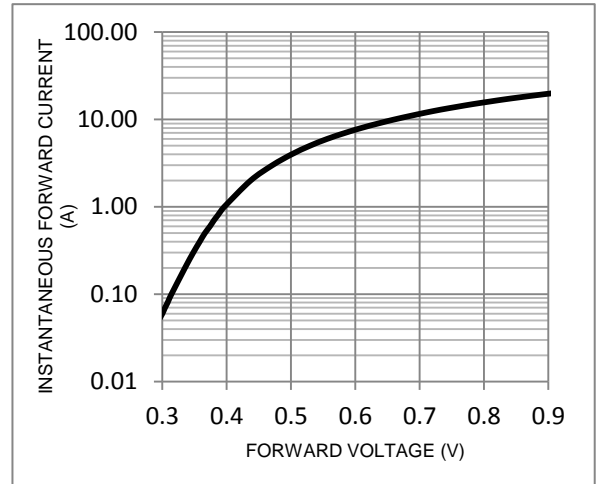


FIG. 3-Maximum Non-Repetitive Forward Surge Current

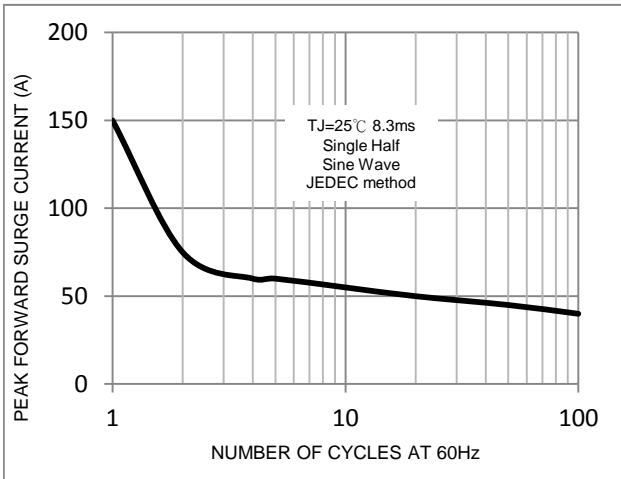


FIG. 4-Typical Reverse Characteristics

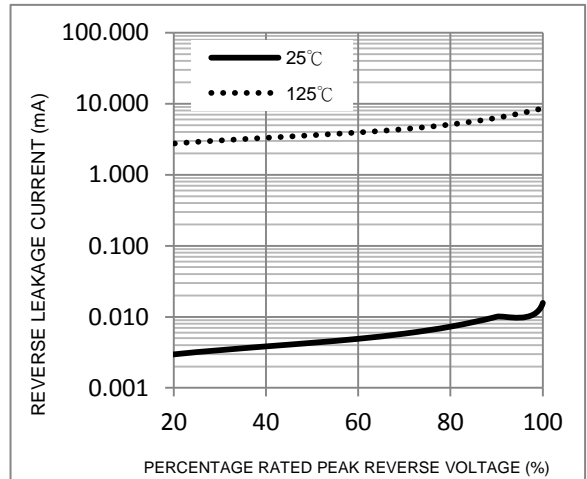
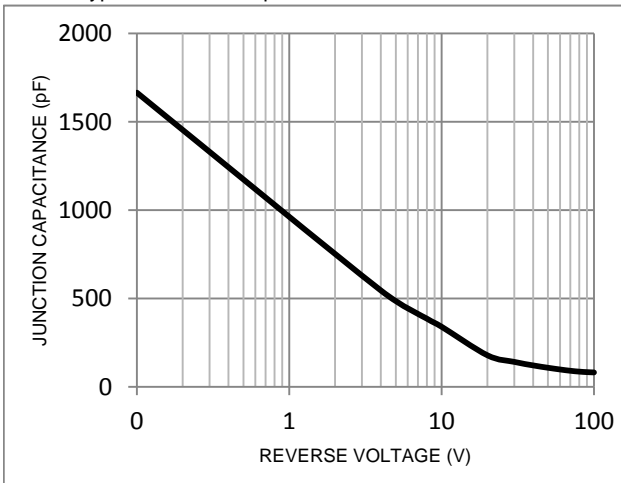
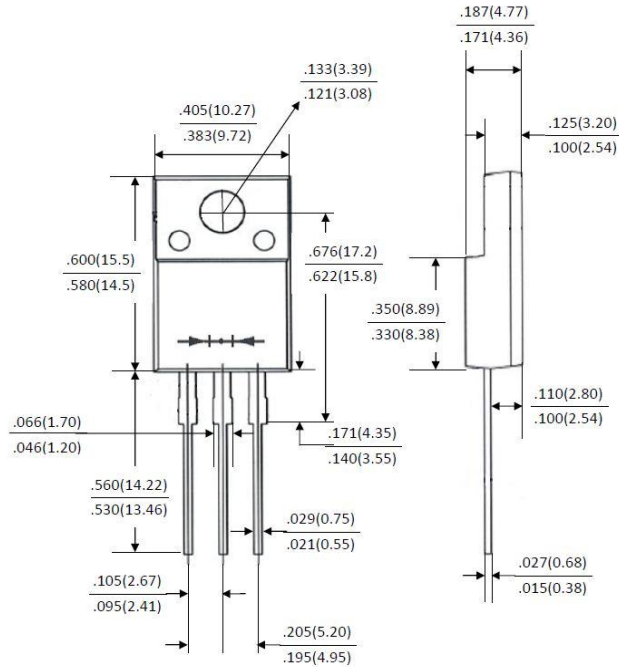


FIG. 5-Typical Junction Capacitance



Package Outline Dimensions



ITO-220AB

Dimensions in inches and (millimeters)

Marking Information

