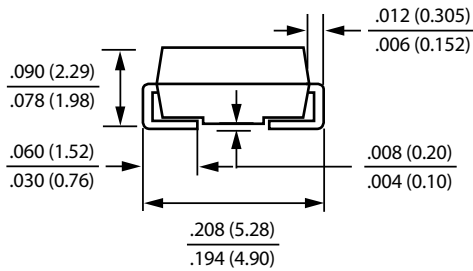
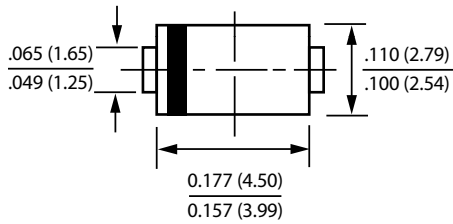


Schottky Barrier Rectifiers Low V_F Series



DO-214AC(SMA)

Dimensions in inches and (millimeters)



Ordering Information	
Part Number	Remark
SSXSA	General
SSXSA-H	Halogen Free
SSXSA-Q	Automotive

PRIMARY CHARACTERISTICS	
I_F	3A
V_{RRM}	20~40V
I_{FSM}	80A
V_F	0.42
T_J max	75°C

Features

- Low profile package
- Ideal for automated placement
- Guard Ring for over voltage protection
- Low forward voltage drop
- Component in accordance to RoHS 2002/95/EC
- AEC-Q101 qualified

Mechanical Data

- Case: DO-214AC (SMA)
- Case Material: Molded Plastic. UL Flammability Classification Rating 94V-0
- Terminals: Lead Free Plating (Tin Finish). Solderable per MIL-STD-202, Method 208
- Polarity: Cathode Band
- Weight: 0.062 grams (approximate)

MAXIMUM RATINGS (TA=25°C unless otherwise noted)

PARAMETER	SYMBOL	SS32SA	SS34SA	UNIT
Maximum repetitive peak reverse voltage	V_{RRM}	20	40	V
Maximum RMS voltage	V_{RMS}	14	28	V
Maximum DC blocking voltage	V_{DC}	20	40	V
Maximum average forward rectified current	I_F	3.0		A
Peak forward surge current, 8.3ms single half sine-wave superimposed on rated load	I_{FSM}	80.0		A
Maximum Instantaneous Forward Voltage $I_F=3A$ @ 25°C	V_F	0.42		V
Maximum DC Reverse Current @ $T_c=25^\circ C$ at Rated DC Blocking Voltage @ $T_c=75^\circ C$	I_R	1.5 70		mA
Typical Thermal Resistance(NOTE2)	$R_{\theta JC}$	60.0		°C/W
Typical Junction Capacitance(NOTE1)	C_j	250.0		pF
Operating Temperature Range	T_J	-25 to +75		°C
Storage Temperature Range	T_{STG}	-55 to +125		°C

NOTES:

1. Measured at 1.0MHZ and applied reverse voltage of 4.0V DC
2. Device mounted on FR-4 substrate, 1"×1", 2oz, single-sided, PC boards with 0.1"×0.15" copper pad.

Schottky Barrier Rectifiers Low V_F Series

FIG. 1-TYPICAL FORWARD CURRENT DERATING CURVE

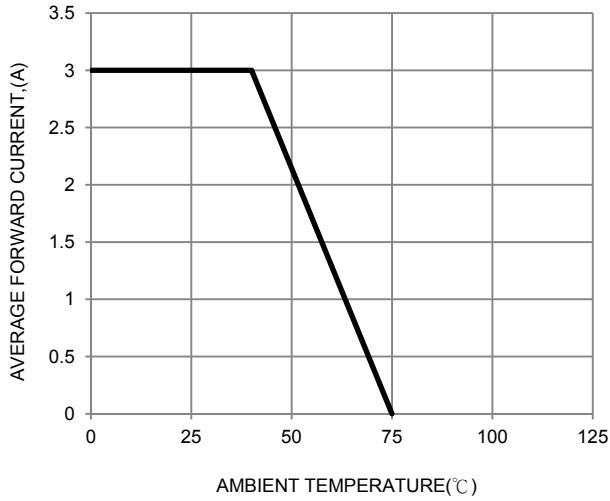


FIG. 2-TYPICAL FORWARD CHARACTERISTICS

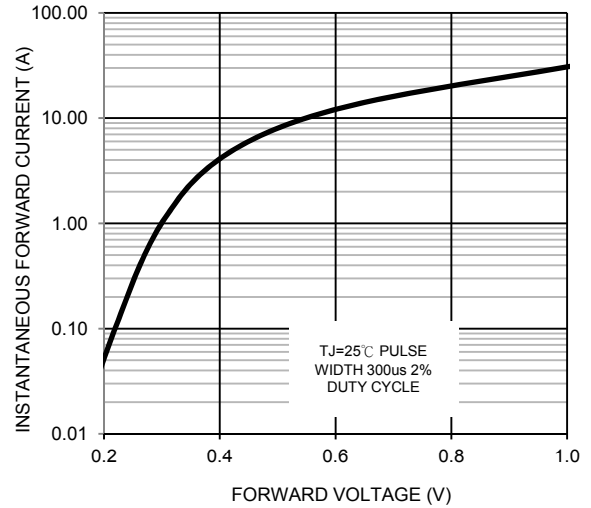


FIG. 3-MAXIMUM NON-REPETITIVE FORWARD SURGE CURRENT

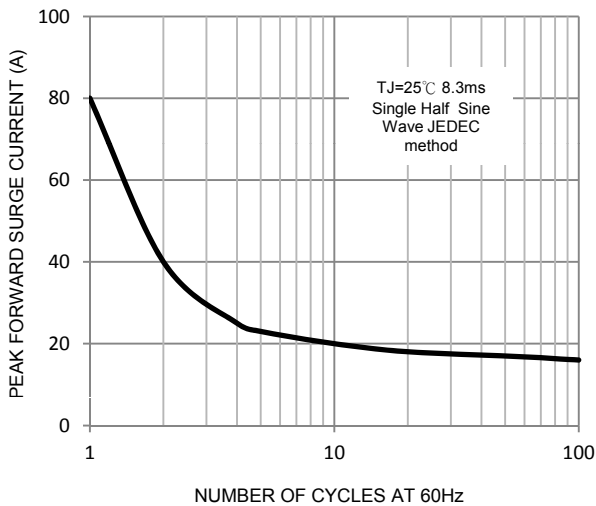


FIG. 4-TYPICAL REVERSE CHARACTERISTICS

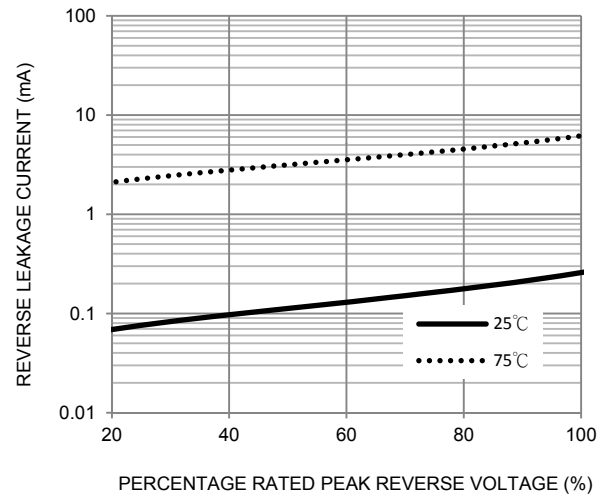


FIG. 5-TYPICAL JUNCTION CAPACITANCE

