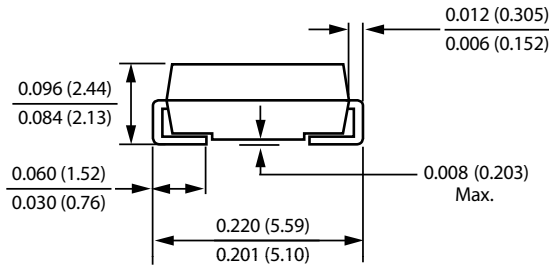
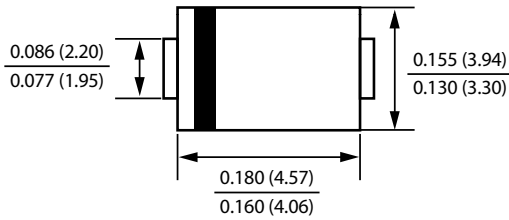


Schottky Barrier Rectifiers



DO-214AA(SMB)

Dimensions in inches and (millimeters)

Ordering Information	
Part Number	Remark
SSXSB	General
SSXSB-H	Halogen Free
SSXSB-Q	Automotive

PRIMARY CHARACTERISTICS	
I_F	2A
V_{RRM}	20~40V
I_{FSM}	40A
V_F	0.42
T_J max	75°C

Features

- Low profile package
- Ideal for automated placement
- Guard Ring for over voltage protection
- Low forward voltage drop
- Component in accordance to RoHS 2002/95/EC
- AEC-Q101 qualified

Mechanical Data

- Case: DO-214AA (SMB)
- Case Material: Molded Plastic. UL Flammability Classification Rating 94V-0
- Terminals: Lead Free Plating (Tin Finish). Solderable per MIL-STD-202, Method 208
- Polarity: Cathode Band
- Weight: 0.095 grams (approximate)

MAXIMUM RATINGS (TA=25°C unless otherwise noted)

PARAMETER	SYMBOL	SS22SB	SS24SB	UNIT
Maximum repetitive peak reverse voltage	V_{RRM}	20	40	V
Maximum RMS voltage	V_{RMS}	14	28	V
Maximum DC blocking voltage	V_{DC}	20	40	V
Maximum average forward rectified current	I_F	2.0		A
Peak forward surge current, 8.3ms single half sine-wave superimposed on rated load	I_{FSM}	40.0		A
Maximum Instantaneous Forward Voltage IF=2A @ 25°C	V_F	0.42		V
Maximum DC Reverse Current @ Tc=25°C at Rated DC Blocking Voltage @ Tc=75°C	I_R	1 100		mA
Operating Temperature Range	T_J	-25 to +75		°C
Storage Temperature Range	T_{STG}	-55 to +125		°C

NOTES:1.Measured at 1.0MHZ and applied reverse voltage of 4.0V DC



SS22SB thru SS24SB



Schottky Barrier Rectifiers

FIG. 1-TYPICAL FORWARD CURRENT DERATING CURVE

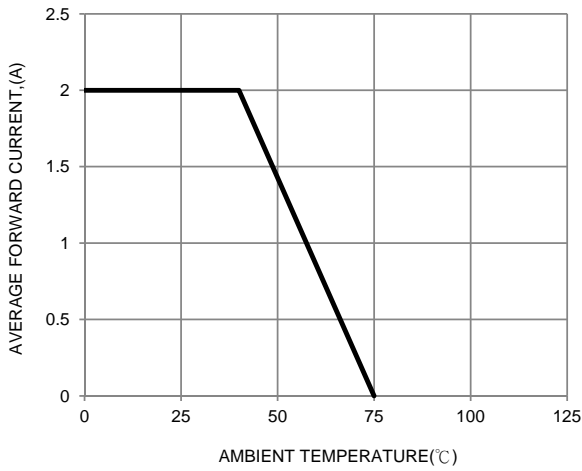


FIG. 2-TYPICAL FORWARD CHARACTERISTICS

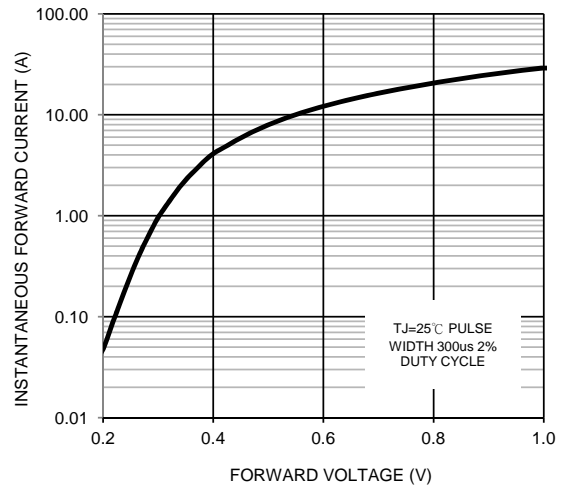


FIG. 3-MAXIMUM NON-REPETITIVE FORWARD SURGE CURRENT

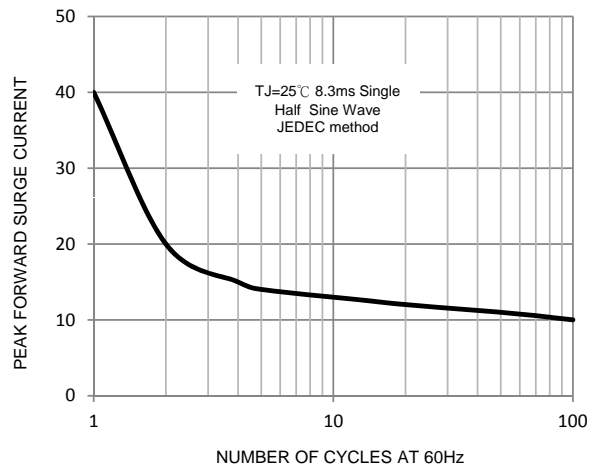


FIG. 4-TYPICAL REVERSE CHARACTERISTICS

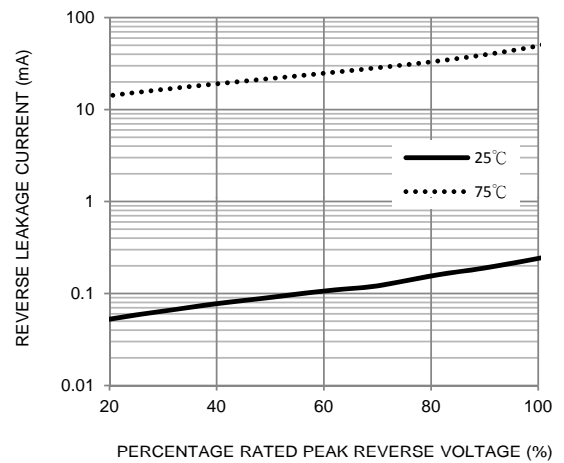


FIG. 5-TYPICAL JUNCTION CAPACITANCE

