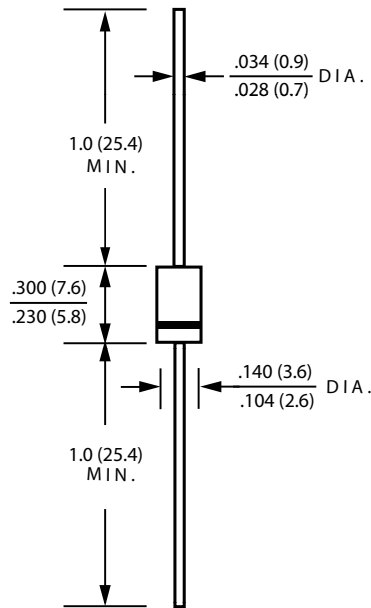


General Purpose Rectifiers Plastic Passivation Junction



DO-15

Dimensions in inches and (millimeters)

Ordering Information	
Part Number	Remark
RL20x	General
RL20x-H	Halogen Free
RL20x-Q	Automotive

PRIMARY CHARACTERISTICS	
I_F	2A
V_{RRM}	50~1000V
I_{FSM}	70A
V_F	1.1V
$T_J \text{ max}$	125°C

Features

- High current capability
- High surge current capability
- Low reverse current
- Component in accordance to RoHS 2002/95/EC
- AEC-Q101 qualified

Mechanical Data

- Cases: DO-15
- Case Material: Molded Plastic. UL Flammability Classification Rating 94V-0
- Terminals: Lead free Plating (Tin Finish)
Solderable per MIL-STD-202, Method 208
- Polarity: Cathode Band
- Weight: 0.366 grams (approximate)

MAXIMUM RATINGS (TA=25°C unless otherwise noted)									
PARAMETER	SYMBOL	RL201	RL202	RL203	RL204	RL205	RL206	RL207	UNIT
Maximum repetitive peak reverse voltage	V_{RRM}	50	100	200	400	600	800	1000	V
Maximum RMS voltage	V_{RMS}	35	70	140	280	420	560	700	V
Maximum DC blocking voltage	V_{DC}	50	100	200	400	600	800	1000	V
Maximum average forward rectified current	I_F	2.0							A
Peak forward surge current, 8.3ms single half sine-wave superimposed on rated load	I_{FSM}	70.0							A
Maximum Instantaneous Forward Voltage IF=2A @ 25°C	V_F	1.1							V
Maximum DC Reverse Current @ Tc=25°C at Rated DC Blocking Voltage @ Tc=100°C	I_R	5 100							uA
Typical Junction Capacitance(NOTE1)	C_j	50							pF
Typical Thermal Resistance	$R_{\theta Ja}$	100							°C/W
Operating Temperature Range	T_J	-55 to +125							°C
Storage Temperature Range	T_{STG}	-55 to +150							°C

NOTES:1.Measured at 1.0MHZ and applied reverse voltage of 4.0V DC

General Purpose Rectifiers Plastic Passivation Junction

FIG. 1-TYPICAL FORWARD CURRENT DERATING CURVE

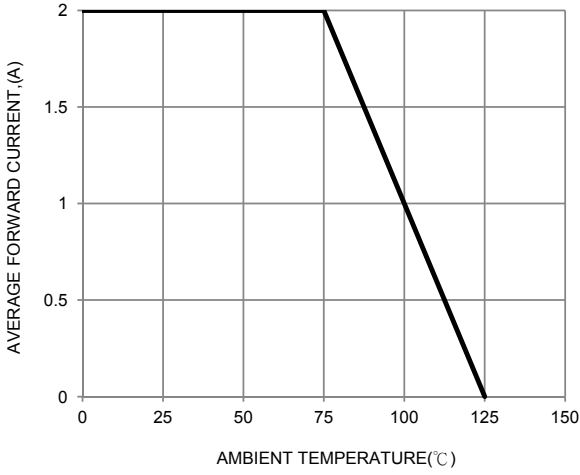


FIG. 2-TYPICAL FORWARD CHARACTERISTICS

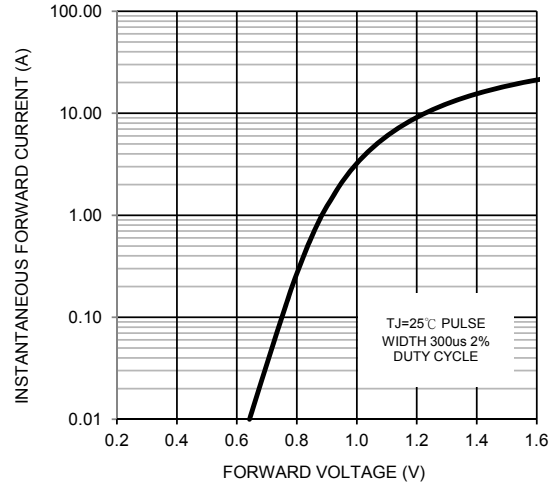


FIG. 3-MAXIMUM NON-REPETITIVE FORWARD SURGE CURRENT

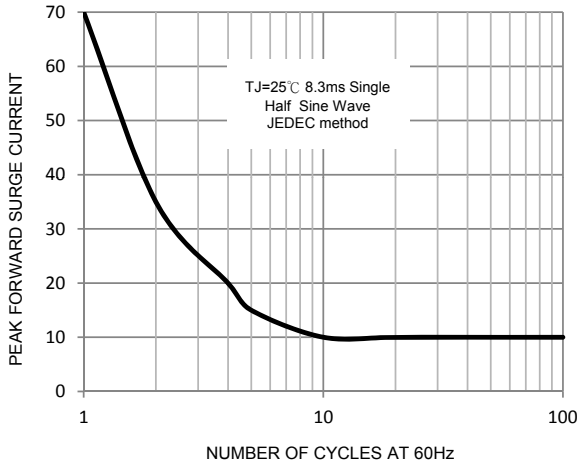


FIG. 4-TYPICAL REVERSE CHARACTERISTICS

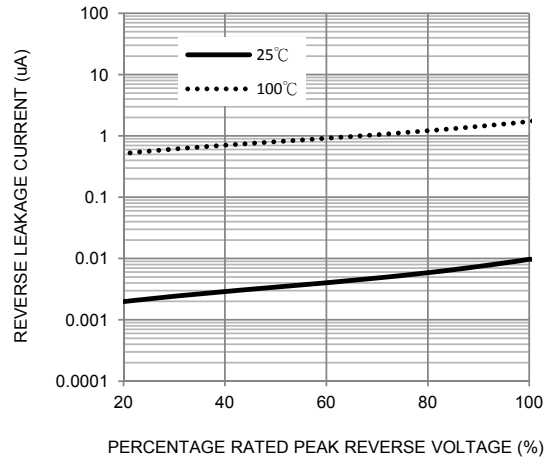


FIG. 5-TYPICAL JUNCTION CAPACITANCE

